

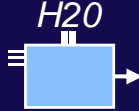


LIEKKI Optical Engine Product Map

	Pump input fiber/NA	Signal output fiber/NA	Laser (-L-)	Maximum output
Single-emitter series:				
OE-Yb-L-15	6x105/125 0.22	6/125/0.15		15W
OE-Yb-L-30	2x6x105/125 0.22	6/125/0.15		30W
Bar pumped series:				
OE-Yb-L-100	6x200/220 0.22	20/400/0.07		100W
OE-Yb-L-200	2x6x200/220 0.22	20/400/0.07	<i>In development</i>	